

TI 2017-083/I
Tinbergen Institute Discussion Paper



Defaults, Normative Anchors and The Occurrence of Risky and Cautious Shifts

Stephan Jagau¹
Theo (T.J.S.) Offerman²

1: University of Amsterdam

2: University of Amsterdam; Tinbergen Institute, The Netherlands

Tinbergen Institute is the graduate school and research institute in economics of Erasmus University Rotterdam, the University of Amsterdam and VU University Amsterdam.

Contact: discussionpapers@tinbergen.nl

More TI discussion papers can be downloaded at the [Tinbergen Site](#)

Tinbergen Institute has two locations:

Tinbergen Institute Amsterdam
Gustav Mahlerplein 117
1082 MS Amsterdam
The Netherlands
Tel.: +31(0)20 598 4580

Tinbergen Institute Rotterdam
Burg. Oudlaan 50
3062 PA Rotterdam
The Netherlands
Tel.: +31(0)10 408 8900

Defaults, normative anchors and the occurrence of risky and cautious shifts

Stephan Jagau, Theo Offerman*

September 3, 2017

Choice shifts occur when individuals advocate a risky (safe) decision when acting as part of a group even though they prefer a safe (risky) decision when acting as individuals. Even though research in psychology and economics has produced a mass of evidence on this puzzling phenomenon, there is no agreement about which mechanism produces choice shifts. In an experiment, we investigate the performance of two prominent mechanisms that have been proposed to explain the phenomenon; (i) rank-dependent utility and (ii) a desire to conform to the wishes of the majority. The evidence provides clear support for the conformity explanation.

JEL classification: D03, D71, D81

Keywords: risky shift, cautious shift, conformity, diffusion of responsibility, rank-dependent utility

Acknowledgments: This paper benefited from the suggestions of audiences at the GATE-LAB workshop (University of Lyon), at the Goethe University Frankfurt, at the University of East Anglia (Norwich), at the ESA World Meeting 2016 (Hebrew University of Jerusalem) and at the SABE/IAREP Conference 2016 (Wageningen University). We thank Joshua Miller for comments. Financial support of the Research Priority Area Behavioral Economics of the University of Amsterdam is gratefully acknowledged.

*CREED, University of Amsterdam and Tinbergen Institute, Roetersstraat 11, 1018 WB Amsterdam, The Netherlands. S.D.Jagau@uva.nl; T.J.S.Offerman@uva.nl

1. Introduction

Many important decisions under risk are taken in small groups. Examples include the investments made in clubs, managing a joint asset portfolio (cf. Barber and Odean 2000), decisions made by a company board or a political committee and the decision of a mountaineering party whether to make the final ascent to the top. It is well-known that in such situations choice shifts may occur. A choice shift happens when individuals advocate a risky (safe) decision when acting as part of a group even though they would prefer a safe (risky) alternative decision when acting as individuals. Although there are many examples of risky and cautious shifts, there is little consensus about the behavioral mechanisms that are driving these shifts.

In this paper, we consider the two most prominent mechanisms that may systematically produce choice shifts: (i) rank-dependent utility and (ii) conformity. The explanation based on rank-dependent utility focuses on the extra layer of uncertainty when people decide in groups while it abstracts from the social aspect of the situation. In contrast, conformity ignores the uncertainty dimension and zooms in on the social aspect that distinguishes a group decision from an individual decision. In a laboratory experiment, we investigate which of these two explanations correctly predicts when cautious and when risky shifts are observed. To the best of our knowledge, we are the first who distinguish between the two explanations.

Systematic evidence of choice shifts has been reported in psychology since the early sixties (cf. Stoner 1961, Bem et al. 1962, Pruitt 1971 and Isenberg 1986).¹ The prevalence of risky shifts in the early experiments gave rise to *diffusion of responsibility* theory (Bem et al. 1962, 1964, 1965), which more recently inspired the formal approach of Eliaz et al. (2006) (ERR) based on rank-dependent utility. Diffusion of responsibility theory argues that individuals 'voting' for an outcome in a group might feel less responsible for the outcome than if they directly choose in an individual decision and that this might induce them to push for more risky prospects than they would choose in an individual-decision problem. The psychological cause of this behavior is held to lie in a feeling of disappointment following a failure to realize the good outcome in a risky prospect. Choosing in a group – the argument goes – individuals account less for this potential disappointment since their vote for a prospect matters less for the outcome than their choice in an individual-decision problem would (cf. Pruitt 1971). Starting from Nordhøy (1962) and Stoner (1968), the regular occurrence of cautious shifts in later studies that cannot be accommodated by diffusion of responsibility theory was seen as a strong empirical reason to doubt the validity of this approach.

¹While originally risky shifts were observed much more frequently than cautious shifts, later studies (Stoner 1968, Nordhøy 1962 and many more) gave a more balanced picture. By today's standards, evidence for risky and cautious shifts in these early studies should be taken with a grain of salt since they used choice dilemma questions as stimuli that cannot be unambiguously mapped into the types of decision problems studied in formal decision theory. Studies that have used standard prospects as stimuli were conducted both by psychologists (e.g. Kogan and Zaleska 1969, Pruitt and Teger 1969, Sherman et al. 1968, Davis et al. 1968, Davis and Johnson 1972, Davis et al. 1974, Davis and Hinsz 1982) and economists (e.g. Shupp and Williams 2008, Casari and Zhang 2012, Colombier et al. 2009) and have provided evidence for both types of shifts.

ERR formalize the intuition behind diffusion of responsibility theory and show how a generalized model based on rank-dependent utility (RDU) preferences can explain risky and cautious shifts. They achieve this by considering the *compound lotteries* an individual expects to result from the group decision conditional on her own vote as the object of evaluation. These compound lotteries account both for the exogenous risk emanating from the random processes described by the prospects, but also the endogenous risk deriving from other group members' influence on the group decision. E.g., if for a binary group decision between a risky and a safe prospect a person votes for the safe prospect, she effectively chooses a prospect yielding the safe prospect with the probability that the group choice becomes safe if she voted safe and the risky prospect with the probability that the group choice becomes risky if she voted safe. The classical Diffusion of responsibility theory ignores this additional layer of uncertainty and implicitly assumes that individuals base their choice on the primitive lotteries presented to the group – even where they do not have full influence regarding the outcome of the group choice.

For an exemplary group-decision problem, we demonstrate that ERR's RDU-model accommodates cautious shifts. To see this, suppose an individual expects the safe choice to be implemented with certainty if her decision is not pivotal. This would be the case, for instance, if the decision rule is unanimous decision and the fallback outcome under disagreement is the safe prospect. Then, voting for risky in the group decision generates a compound lottery in which the probability of failing to receive the good outcome of the risky prospect is higher than in the original risky prospect. Now assume the decision maker maximizes RDU preferences with a strictly convex (gain-rank) weighting function such that she overweighs probabilities attached to the bad outcomes of a lottery relative to the good outcomes. Then she might well prefer the risky choice if deciding on her own and vote for the safe choice if deciding in the group. The resulting cautious shift in a group decision is in this sense similar to the choice pattern generated in the Allais paradox; both patterns point to a violation of expected-utility theory's independence axiom. ERR show how rank-dependent-utility may systematically produce cautious and risky shifts. While their results imply that assuming a certain type of RDU-preferences is sufficient for choice shifts in group decisions, similar results can be achieved using other types of preferences outside the RDU-class. Recently, Dillenberger and Raymond (2016) have generalized ERR's approach. They show that the choice-shift pattern predicted by ERR is exhibited by a larger class of preferences that includes ERR's RDU-preferences and provide a set of axioms that is necessary and sufficient for preferences to cause choice shifts in group decisions.

In contrast, a competing explanation for choice shifts that has been developed in psychology assumes that people have a taste for conformity. Asch's line judgments experiments first showed the profound effect that social pressure can have on individuals' reported judgments. This taste for conformity can arise for a number of reasons that will typically lead to different behavioral predictions. In a survey, Cialdini and Goldstein (2004) emphasize two goals that people may

implicitly or explicitly pursue when they respond to social pressure. First, people may pursue an accuracy goal. That is, when they are unsure of the appropriate choice in a social situation, they may revise their intended choice in the direction of the majority of the group when they are informed of the opinions or choices of other group members. Second, people may care about the outcomes for the others in their group and about how the others judge them. Thus, an affiliation goal may also encourage them to conform of the choices and opinions of others in their group. Nordhøy (1962), Brown (1965) and Stoner (1968) first explained how such social pressure may cause risky and cautious choice shifts. They argue that in a group decision individual votes get shifted towards the choice that most group members would have preferred in an individual decision. In this approach, choice shifts are conceptualized as a drift towards the ex-ante majority preference. Some studies advocate the affiliation goal that people may pursue when they give in to social pressure (cf. Brown's 1965). Other studies favor the accuracy goal (cf. Brown 1965, St. Jean 1970, Stoner 1968, Pruitt and Teger 1967, Vinokur 1971).

Notice that the previously collected evidence in favor of the conformity mechanism does not contradict ERR's RDU theory. ERR predict that if the default in a group is the cautious decision, choice shifts will tend to go in the cautious direction. Likewise, if the default in a group is the risky decision, choice shifts will tend to go in the risky direction. In a group process, the majority position may easily serve as the default which will be implemented if an individual's vote is not pivotal. Thus, the two mechanisms may be quite similar in terms of behavioral patterns that are expected in previous designs.

Our experimental design is the first to allow for a direct comparison of the rank-dependent utility and the conformity explanations for choice shifts.² We use a simplified setup inspired by ERR's model of group processes. This amounts to having our subjects choose between a risky and a safe gamble that, conditional on the treatment, we augment with different layers of a real group decision. One treatment gives ERR's model its best shot. In the group decision of this treatment, subjects are informed of the risky or safe default that will be implemented with exogenous probability, while subjects are not distracted by information of the preferences of their peers and while they also know that their decisions have no consequences of the others. There is also a treatment that gives the conformity approach its best shot. In this treatment, there is no default that causes exogenous uncertainty, while subjects are informed of the preferences of their group-members and know that their decisions have payoff consequences for their group members. In between these two extremes, we have some treatments that allow us to systematically study the effect of receiving information of the majority preferences, the effect of whether or not the individual decision has

²We will not explicitly examine the performance of classical diffusion of responsibility theory but only consider the generalization provided by ERR. ERR's model (and Dillenberger and Raymond's 2016 extension) is the only version of this mechanism to date that accommodates risky *and* cautious shifts. Since we observe both types of shift in equal proportions (cf. section 5.) any other variant of diffusion of responsibility theory can already be ruled out upon superficial inspection of the data.

payoff externalities to the other group members and the effect of the presence of a default. Thus, a novel feature of our design is that we control the influence an individual's choice has on her final outcome independently of social aspects of the choice situation such as the degree of responsibility for others' outcomes and the extent to which subjects learn about others' preferences.

Group discussion is not essential for either of the two mechanisms. To distinguish between the two mechanisms in a clean setting, we do not allow groups in the experiment to explicitly discuss their attitudes toward risk for the specific gambles that they face.³ To create a sense of being in a group, our subjects briefly get to know each other before they are informed of the risky decisions that they make.⁴

In agreement with previous work, we find that cautious and risky shifts regularly occur. Our results lend clear support for the conformity-mechanism: individuals display a strong tendency to adapt their decisions to the majority preferences in their group. This pattern is strongest when a subject's decision has payoff consequences for other group members – suggesting that choice shifts are partly driven by the activation of the group affiliation goal of the conformity mechanism, or, in economic terms, by other-regarding preferences. Although shifts are common in both directions, we do find an asymmetry in the occurrence of choice shifts when decisions have payoff externalities. A choice shift is particularly likely when a subject exhibits a preference for the risky option when choosing in isolation while she shifts to the cautious option once she is informed that the majority preferred the cautious gamble.⁵

We find only limited support for ERR's approach based on rank-dependent utility. Even in the treatment that gives the theory its best shot, the observed pattern of choice shifts does not agree particularly well with their mechanism; shifts are somewhat more often in the direction of the default (like ERR predict), but the difference is insignificant.

The only other study that sheds light on the empirical validity of ERR's model is an (unpublished) paper by Gurdal and Miller (2010). In their implementation of the ERR model, the group decision is the risky decision unless all group members vote for the cautious decision. They never provide subjects with information regarding the preferences of the majority. They find that

³Previous studies have found choice shifts when group members have the possibility to communicate (e.g., Sutter 2007,2009,Charness and Jackson 2007, Baker et al. 2008, Shupp and Williams 2008,Colombier et al. 2009, Casari and Zhang 2012, Bougheas et al. 2013, Harrison et al. 2013). However, choice shifts already robustly occur in group decisions under 'mere exposure' without prior group discussion (Baron and Roper 1976, Blascovich and Ginsburg 1974, Blascovich et al. 1975a, 1975b, 1976, Myers 1978, Myers et al. 1977, 1980, Lahno and Serra-Garcia 2012, Bolton et al. 2015, Eijkelenboom and Vostroknutov 2016).

⁴A different strand of the literature investigates if decision making becomes more rational when subjects receive information of their peers. Schotter (2003) concludes that decisions in a variety of games with naive advice is closer to the predictions of economic theory than those without it. Kocher et al. (2009) find that performance in beauty contest games improves when subjects receive information from peers. Charness et al. (2010) find that subjects perform better in a probability-reasoning task after discussion with fellow subjects. Keck et al. (2014) and Charness et al. (2013) report that decisions are closer to ambiguity neutral when subjects discuss the task with others.

⁵This asymmetry is reminiscent of Cooper and Rege (2011)'s social regret finding. They find that subjects consistently move into the cautious direction when they are provided with information of their peer group. In contrast, we find that the direction of the shift depends on the preferences of the majority in the group. One salient difference between their and our design is that in their design subjects were anonymously assigned to a group. Therefore, subjects were not aware of who would be affected by their decisions, and this may have diminished a desire to conform to the majority.

subjects in the group decision tend to shift in the cautious direction even though they should shift in the risky direction if the ERR model drives the choice shift. They favor the explanation that in groups people are affected by a social norm to behave cautiously. An alternative explanation is that subjects implicitly respected other group members' preferences. That is, with unanimous decision making and a risky default, a subject's vote only matters if all the others vote cautiously. Conditional on being pivotal, a voter would know that he imposed the risky lottery on the others who voted cautiously and therefore a desire for conformity with the group preference might make subjects behave more cautiously in the group decision. Gurdal and Miller (2010) do not have observations of group decisions where the default is the cautious decision. Therefore, it is not clear whether subjects become generally more cautious in groups, as Gurdal and Miller (2010) suggest, or whether they move into the direction of the supposed majority preference of the group. Our setup has the advantage of clearly separating between the effects of defaults and information on majority preferences among group members. Possibly as a consequence of this, we find much clearer evidence of choice shifts than Gurdal and Miller (2010). Contrary to Gurdal and Miller (2010), we also find a sizable number of risky shifts, which should not occur if people generally become more cautious when acting in groups.

The remainder of this paper is structured as follows: Section 2. provides the model that we use and explains how rank-dependent utility may produce choice shifts. Section 3. describes and motivates the experimental design we used. In Section 4., we show how the design allows us to derive predictions that distinguish the two candidate mechanisms for choice shifts. Chapter 5. presents the results of our experiment. Section 6. concludes.

2. Theoretical Mechanisms

In this section, we introduce ERR’s model of group decisions and explain how it can produce cautious and risky shifts where diffusion of responsibility theory could only yield risky shifts. ERR argue that, from the participant’s point of view, we can decompose any group decision on a binary choice set into an individual decision and a random process as follows: let the choice set $C = \{R, S\}$ be over two finite lotteries, *risky* (R) and *safe* (S). To capture the group decision, ERR introduce a pair of probabilities $\mathbf{g} = (a, b)$ where $a \in (0, 1)$ is the probability that an individual’s vote will be pivotal in the group decision and $b \in [0, 1]$ is the probability that the group will choose S , conditional on the individual in question *not* being pivotal. For a given reduced-form group-decision problem (\mathbf{g}, C) , R' and S' represent the compound lotteries if the individual votes for R or S , respectively.⁶

Given the reduced-form group decision, the prediction of expected-utility theory is that the preference between R' and S' is the same as that between R and S . The deciding individual should only care about the characteristics of the outcome that she can influence by her decision. If, however, individuals maximize RDU preferences with strictly convex (gain-rank) weighting function, ERR show that choice shifts will systematically occur. This variant of RDU preferences has been referred to as pessimistic (Wakker 2001b, 2001a) since individuals place excessive decision weights on bad outcomes as compared to the probability weight applied by an expected-utility maximizer. Clearly, this can capture the idea of classical diffusion of responsibility theory where individuals care to avoid the disappointment ensuing after they fail to realize the good outcome of a risky prospect.

The formal result for general binary choices between a prospect R and a degenerate prospect S is given by ERR’s theorem 1 which is restated here without proof:⁷

Theorem 1:

Under rank-dependent utility, the following are equivalent:

1. $\{z_i\}$ exhibits the Allais paradox.
2. For all prospects R and degenerate prospects S and arbitrary $a \in (0, 1)$, there exists $b^* \in [0, 1]$ such that
 - $R' \succ_i S'$ if $b < b^*$ and $S' \succ_i R'$ if $b > b^*$.
 - $R \sim_i S$ implies $b^* \in (0, 1)$.

⁶Cooper and Rege (2011) find that subjects consistently move into the cautious direction when they are provided with information of their peer group. In contrast, we find that the direction of the shift depends on the preferences of the majority in the group. One salient difference between their and our design is that in their design subjects were anonymously assigned to a group. Therefore, subjects were not aware of who would be affected by their decisions, and this may have diminished a desire to conform to the majority.

⁷As shown in Dillenberger and Raymond (2016), ERR’s result can straightforwardly be extended to choices between two non-degenerate lotteries.

We illustrate the theory in a numerical example.

Numerical Example 1: For this example, we assume a preference $\{z_i\}$ represented by Bernoulli-utility function $u = \text{id}$ and strictly convex (gain-rank) weighting function $w = (\cdot)^2$. Let us consider the prospects $S = 5$ and $R = 20_{0.5}0$.⁸ We have $20w(0.5) + [1 - w(0.5)]0 = \frac{20}{4} = 5$ and thus $R \sim_i S$. Further assume that i faces a family of group-decision problems $\mathbf{g}_b = (0.4, b)$. So i 's decision is pivotal with probability $a = 0.4$ and if it is not, the group will choose S with probability b . The resulting compound lotteries are thus $R'_b = aR + (1 - a)[bS + (1 - b)R]$ and $S'_b = aS + (1 - a)[bS + (1 - b)R]$. In what follows, we write r_y for the (gain rank) of outcome y . For example, in prospect R'_b we have $r_{20} = 0.5[a + (1 - a)(1 - b)]$ and $r_5 = r_{20} + (1 - a)b$. Now let us determine $b^* \in (0, 1)$ as described in statement (2) above. We start by calculating the utilities of the compound lotteries:

$$\begin{aligned}
\text{RDU}(R'_b) &= 20w(r_{20}) + 5[w(r_5) - w(r_{20})] \\
&= 20w(0.5[a + (1 - a)(1 - b)]) \\
&\quad + 5w([1 - a]b + 0.5[a + (1 - a)(1 - b)]) \\
&\quad - 5w(0.5[a + (1 - a)(1 - b)]) \\
&= 15(0.5[1 - 0.6b])^2 + 5(0.6b + 0.5[1 - 0.6b])^2 \\
&= 3.75(1 - 1.2b + 0.36b^2) + 5(0.25 + 0.3b + 0.09b^2) \\
&= 5 - 3b + 1.8b^2
\end{aligned}$$

and similarly $\text{RDU}(S'_b) = 3.8 - 0.6b + 1.8b^2$. At b^* we have $\text{RDU}(R'_{b^*}) = \text{RDU}(S'_{b^*})$, such that

$$\begin{aligned}
5 - 3b^* + 1.8b^{*2} &= 3.8 - 0.6b^* + 1.8b^{*2} \Leftrightarrow \\
b^* &= 0.5
\end{aligned}$$

It follows that i displays a risky shift $((R \sim S) \wedge (R'_b > S'_b))$ for all group-decision problems $\{\mathbf{g}_b\}_{b < b^*}$ and a cautious shift $((R \sim S) \wedge (S'_b > R'_b))$ for all group-decision problems $\{\mathbf{g}_b\}_{b > b^*}$.

While the indifference condition in (2) is hard to establish empirically, it is important to realize that it represents only a sufficient (but not a necessary) condition for the occurrence of choice shifts ($b \in (0, 1)$). Notably, it is easy to find prospects R, S such that a choice shift occurs for $b^* \in (0, 1)$ while dropping the indifference condition from (2). A follow-up to the above example illustrates this.

⁸We use Savage's 1954 notational conventions. Hence X_p0 is the prospect that yields the amount X with probability p and 0 otherwise.

Numerical Example 1 (Continued): We keep the setup from above, except for setting $R = 20_{0.6}0$. Clearly, $\text{RDU}(R) = 7.2 > 5 = \text{RDU}(S)$ such that $R \succ_i S$.

For $\mathbf{g}_b = (0.4, b)$ as before, the resulting compound lotteries have utilities

$$\begin{aligned}
\text{RDU}(R'_b) &= 20w(0.6[a + (1-a)(1-b)]) \\
&\quad + 5w([1-a]b + 0.6[a + (1-a)(1-b)]) \\
&\quad - 5w(0.6[a + (1-a)(1-b)]) \\
&= 15(0.6[1 - 0.6b])^2 + 5(0.6b + 0.6[1 - 0.6b])^2 \\
&= 5.4(1 - 1.2b + 0.36b^2) + 1.8(1 + 0.8b + 0.16b^2) \\
&= 7.2 - 5.04b + 2.232b^2
\end{aligned}$$

and similarly $\text{RDU}(S'_b) = 4.832 - 2.064b + 2.232b^2$.

At b^* we have $\text{RDU}(R'_{b^*}) = \text{RDU}(S'_{b^*})$, such that

$$\begin{aligned}
2.368 - 2.976b^* &= 0 \Leftrightarrow \\
b^* &= \frac{74}{93} \approx 0.7957
\end{aligned}$$

It follows that i displays a cautious shift $((R \succ S) \wedge (S'_b \succ R'_b))$ for all group-decision problems $\{\mathbf{g}_b\}_{b > b^*}$.

The reader may verify that if we choose $R = 20_{0.4}0$ (such that $S \succ_i R$), then i displays a risky shift $((S \succ R) \wedge (R'_b \succ S'_b))$ for $b < b^* = \frac{1}{7} \approx 0.1429$.

In fact, it can be shown that for every set of prospects R, S such that $R \sim_i S$, we can find prospects \widehat{R}, \widehat{S} "close" to R, S such that a choice shift occurs at $\widehat{b} \in (0, 1)$ *without* $\widehat{R} \sim_i \widehat{S}$.

Corollary:

Assume $\{\succsim_i\}$ satisfies the conditions of the above theorem. Then, we can find prospects R, S and $b \in (0, 1)$ such that $R \succ_i S$ ($S \succ_i R$) and $S'_b \succ_i R'_b$ ($R'_b \succ_i S'_b$).

Proof: In appendix A.

A remaining point of concern is ERR's assumption of pessimistic (i.e. strictly convex) RDU preferences. As follows from the proof of their theorem, both of the above statements are equivalent to the assumption that a studied individual's preference $\{\succsim_i\}$ can be represented by an RDU-functional with strictly convex gain-rank weighting function w (probability weighting). Empirical research related to RDU models starting from Baratta and Preston (1948) has shown that

the most common (but far from unique) finding is an inverse-S-shaped (gain-rank) weighting function and *not* a strictly convex one. This variant of RDU preferences departs from pessimism in over-weighting favorable events occurring with small probability. The implication is that ERR's theorem 1 and the implied comparative statics might hold only in a local version (insofar as the strictly convex regions of the weighting function are decisive for choices). The following numerical example illustrates this.

Numerical Example 2: a) For this example, we assume a preference $\{\succsim_i\}$ represented by Bernoulli-utility function $u = \text{id}$ and (gain-rank) weighting function $w = (\exp(-1.0467(-\log(\cdot))^{0.65}))$. This is the weighting function originally introduced by Prelec (1998) with parameter vector $(\alpha, \beta) = (0.65, 1.0467)$. The reader may verify that this specification yields an inverse-S-shaped transformation function with inflection point $\exp(-1) \approx 0.37$ and fixed point close to 0.32. Wakker (2010, p. 260) argues that this specification captures the empirically-observed inverse-S-shaped weighting functions rather well.

Let us consider the prospects $S_1 = 7$, $S_2 = 8$ and $R_1 = 35_{0,2}0$, $R_2 = 16_{0,6}0$. Both $C_1 = \{R_1, S_1\}$ and $C_2 = \{R_2, S_2\}$ are choice sets that we used in the experiment. The former choice set is problematic for ERR's model when we assume preferences $\{\succsim_i\}$. Indeed, we will show that, given $\{\succsim_i\}$, a choice shift can occur with C_2 but not with C_1 .

It is easily derived that

$$\begin{aligned} \text{RDU}(R_1) &\approx 8.41 > \text{RDU}(S_1) = 7 \\ \text{RDU}(R_2) &\approx 8.14 > \text{RDU}(S_2) = 8 \end{aligned}$$

We are thus looking for $b_1, b_2 \in [0, 1]$ such that $S'_{i,b_i} > R'_{i,b_i}$, $i \in \{1, 2\}$ (cautious shift). Evaluating the prospects $R'_{i,b}, S'_{i,b}$, $i \in \{1, 2\}$ with Prelec's function, it can be shown that $\{b \mid S'_{1,b} > R'_{1,b}\} \cap [0, 1] = \emptyset$ and $\{b \mid S'_{2,b} > R'_{2,b}\} \cap [0, 1] \supset [0.52, 1]$.

As the example shows, when global strict convexity of w is not satisfied, ERR's theorem (supplemented by corollary 1) breaks down as a global result while we may retain it for specific choice sets. For the inverse-S-shaped weighting function considered here, this will be the case for prospects where the upside-probability is sufficiently high to make the non-convex region of w irrelevant for the result.⁹

We will explore this issue by studying two types of decision problems (cf. subsection 3.A.) involving either low or high upside-probabilities. Comparing the results for these two types of

⁹In general, however, relaxing the assumption of a strictly convex w -function towards inverse s-shapes can yield diverse patterns that do not necessarily mirror the one displayed by the Prelec-function from example 2. Take, for instance, the polynomial weighting function $w = 3(\cdot)^3 - 4(\cdot)^2 + 2(\cdot)$. This cubic function displays a somewhat more pronounced inverse-S shape than that from example 2. The reader may verify that for the prospects from example 1 we observe a cautious shift at $b \approx 0.9966$ given C_1 , but no choice shift for C_2 .

prospects, we study the extent to which ERR’s restrictive assumption of pessimistic preferences is problematic.

Dillenberger and Raymond (2016) further explore the preference foundations of choice shifts¹⁰ across a range of RDU-models and non-RDU-models, including Kőszegi and Rabin’s (2007) reference dependent preferences. Most notably, they provide necessary and sufficient conditions for preferences to exhibit the pattern from statement 2 of ERR’s theorem (where ERR’s theorem only gives a sufficient condition). In our experimental test of ERR’s model we attempt to induce this pattern in the lab for the two extreme cases where $b \in \{0, 1\}$ (cf. 4.). Our results are therefore equally fit to shed light on the more general types of preferences examined in this more recent contribution.

3. Experiment

The computerized experiment was run at CREED, the Economics laboratory of the University of Amsterdam. Subjects read the instructions of the experiment at their own pace on screen (see appendix C.). They had to correctly answer some control questions testing their understanding before they could continue with the experiment. Most sessions were run with 20 subjects. We ran 15 sessions with a total of 280 subjects. Subjects received a 5 euro show-up fee and earned on average an additional 8.5 euro with their choices (minimum 0 euro, maximum 45 euro). Each subject participated in only one of the 5 treatments.

Each session of each treatment was divided into three stages: a preliminary communication stage, the individual-decision part of the experiment (part 1), and the group-decision part of the experiment (part 2). The instructions were communicated in parts; subjects only received the instructions for a stage after a previous stage had been completed. There was no difference in the experimental design of the first two stages. The treatments only differ in how the group-decision part was shaped.

At the start of the session, subjects were randomly assigned to workplaces in the laboratory. Each subject was assigned to a group of 5 individuals that were seated in each other’s neighborhood. We decided to have a group-size of 5 instead of 3 to have enough chance of preference heterogeneity as would be needed to test the theories. Every subject was informed that at the end of the experiment only one of the choice problems of part 1 and part 2 would be randomly selected and used for payment. In addition, subjects were made aware that the payoff for a part-2 problem might be affected by other group members’ decisions and that their decision for a part-2 problem might similarly affect the payoffs for other group members. There were visual barriers between tables and verbal communication during the session was not allowed. In the first stage, the experimenter invited subjects to stand up in order to freely look at the other members of their group over the

¹⁰Dillenberger and Raymond (2016) use the term *Consensus Effect* to refer to the pattern described by ERR.

barriers. Thereafter, the members of each group were invited to have an unstructured 3-minute conversation via chatboxes. We added this feature to the experiment to emphasize that subjects were part of an actual group. When subjects’ decisions matter for other group members’ payoffs, we think that it is natural and important that they know who will actually be affected.

In the individual-decision part of the experiment, subjects were presented with 6 binary choice sets, each containing a “safe” prospect S and a “risky” alternative prospect R . The choice sets we used are shown in table 1 below. We use Savage’s (1954) notational conventions. I.e., X_p0 is the prospect that yields the amount X with probability p and 0 otherwise. There were two classes of choice sets. In the first class, the risky prospect featured a low probability of winning a high amount. In the second class, the risky prospect featured a high probability of winning a moderate amount. Choice sets were presented one after another and the order of presentation was the same for all subjects. For each choice set, a subject made an irrevocable choice before she continued with the next choice set. The goal of this part was to elicit subjects’ individual preferences over the relevant prospects.

Table 1: Part-1 Choice Sets

#	class	S	R	$\mathbb{E}(S) - \mathbb{E}(R)$
1	0	7	$35_{0.2}0$	0
2	0	7	$40_{0.2}0$	-1
3	0	7	$45_{0.2}0$	-2
4	1	8	$16_{0.55}0$	-0.8
5	1	8	$16_{0.6}0$	-1.6
6	1	8	$16_{0.65}0$	-2.4

The group-decision part differed across treatments along three dimensions; 1. whether or not a default was present; 2. whether or not information of the majority choice in part 1 in the group was provided and 3. whether or not a subject’s decision had payoff consequences for the others in the group. The main features and names of the treatments are summarized in table 2.

In the three treatments with a default, subjects were presented 12 choice problems that were based on the ones from part 1 in the following way. For a given choice set $\{R,S\}$ from part 1 a default outcome D in $\{R,S\}$ was pre-selected. Subjects would receive the default outcome with 60% probability, no matter what they chose. This corresponds to ERR’s non-pivotal case. Subjects were asked to choose to stay with the default or to deviate from the default. A choice to deviate would be implemented with the residual 40% probability and corresponds to ERR’s pivotal case.¹¹

¹¹We thus set $a = 0.4$ in terms of the reduced-form problem described by \mathbf{g} (cf. section 2.). We chose a probability below 50% to capture the fact that no member of a five-person group can a priori be expected to have a decisive influence on the outcome of the decision. At the same time, we set a close to 50% to make decision-makers care about their choice.

Table 2: Overview of Treatments

Treatment	Default	Majority-Info	Payoff-Externality	# Subjects
Def-NoMaj-NoExt	Yes	No	No	55
Def-Maj-NoExt	Yes	Yes	No	55
NoDef-Maj-NoExt	No	Yes	No	60
Def-Maj-Ext	Yes	Yes	Yes	50
NoDef-Maj-Ext	No	Yes	Yes	60

So subjects effectively chose out of sets $\{0.4R + 0.6D, 0.4S + 0.6D\}$, $D \in \{R, S\}$ in this part. For each problem, subjects were informed about the default prior to making a decision. Each choice problem of part 1 was offered twice, once with the risky prospect as default and once with the safe prospect as default (cf. figure 1 for decision trees illustrating our part-2 problems with default). In the treatments without a default, subjects were presented with 6 choice problems that in terms of prospects were the same as the ones of part 1.

There was one treatment where we did not provide subjects with the information about the preferences of the majority in their group: Def-NoMaj-NoExt. In this treatment, subjects' decisions could not affect the payoff of other group members.¹² This treatment gave the best shot to the theory of ERR, because it excluded potentially confounding motivations such as a desire to conform to the majority preference or a desire to provide others with the prospect that they preferred.¹³

In all 4 other treatments, we did provide subjects with information about the majority choice in their group for the corresponding part-1 problem. Specifically, before they made their choice, subjects were either informed that the default choice coincided with the majority choice of their group for the corresponding part-1 problem or, if this was not the case, that it coincided with the minority choice. In the treatments that provided information about the majority choice, we had a full 2x2 design in which we systematically varied the presence of the default and the presence of the payoff externality on the other group members.

In the treatments without payoff externality, subjects knew that their own decision only affected their own payoff. Here, the choices that subjects made in part 2 were never communicated to other subjects. Subjects were made aware of these facts at the start of part 2. In the two treatments

¹²All this implies that the 'group decisions' in Def-NoMaj-NoExt are actually individual decision problems with a more complicated decision tree that should bring the mechanism advocated by ERR into play. Cf. section 4. for details.

¹³In the treatments with a default, the order of presentation was randomized for each group as follows. We randomly picked one of the two classes of problems from part 1, each containing 3 choice sets. We then randomly determined a default for these three choice sets and presented the three resulting part-2 problems to the subjects. All problems from the other class were presented to subjects with randomly fixed defaults. We then presented the three problems with which they started but now with the other default. We ended with the three problems from the second block but now with the other default. For treatments without default, we randomized the order in which the prospects classes were presented across groups.

with a payoff externality, one individual’s choice became the choice for all members in the group. That is, if the payoff-relevant problem *ex post* turned out to belong to part 2, one group member’s decision was selected at random to determine the payoff for all members. Each member’s decision had an equal chance of being selected to matter on a given part-2 problem. If a subject’s decision was implemented for the group, the identity and the decision of the subject were revealed to everyone in the group. Subjects were made aware of these facts in the instructions of part 2.

A. Gambles & Payment

Each problem had an equal probability of being selected for payment and we selected the same problem for each group. For all problems with pivotal player, one individual per group was selected to be pivotal with all members having equal probability. For all problems with default we made one random draw per group to decide if subjects’ decisions would count or if the default would be implemented. Lastly, we played out the risky lottery one time for each group. All random draws used to determine the payments were computerized and visualized on screen for the concerned subjects.

The incentive compatibility of a randomized incentive scheme may be questioned if subjects choose in accordance with rank-dependent utility like advocated by ERR (cf. Holt 1986). Since rank-dependent utility violates Savage’s sure-thing principle, the extent to which subjects reduce or do not reduce compound lotteries matters for behavior. This does not mean that RDU preferences necessarily imply that randomized incentive schemes are not incentive compatible (cf. Cohen et al. 1987, Bardsley et al. 2009). Specifically, the common assumption that behavior of a subject is independent across different decision problems will continue to hold with RDU preferences under the so-called isolation assumption (Kahneman and Tversky 1979). That is, we must assume that subjects consider the decision trees at all decision problems in the experiment in isolation from each other. For standard applications of the randomized incentive scheme in which one randomly-selected decision per player becomes payoff-relevant, there is an extensive empirical literature on this issue, starting with Cohen et al. (1987), Starmer and Sugden (1991) and Cubitt et al. (1998). Most studies, including these seminal contributions, report evidence in favor of the isolation assumption (cf. Hey and Lee 2005a, 2005b, Laury 2005, Lee 2008) albeit the occasional negative result has also been presented (cf. Cox et al. 2014, Harrison and Swarthout 2014). The consensus in the field is that experimental subjects choose in accordance with the isolation assumption such that the use of a standard randomized incentive scheme is unproblematic for studies of RDU models. More importantly, our subjects received the choice problems one at a time, without information of the future choice problems, and without the possibility of revising the previous choices. Therefore, it was impossible for them to integrate all choices into one big decision problem. The design made it practically impossible to deviate from the isolation assumption.

When designing the prospects (reported in Table 1), we had two goals in mind. First, we wanted

to construct choice sets where subjects would be close to indifferent between the two prospects. The reason is that both theoretical mechanisms that we test in our paper predict that choice shifts occur primarily in situations of near-indifference. When one prospect is much better than the other, all group members may agree on the same prospect when choosing individually, which preempts a potential choice shift of the minority to the majority. When people prefer to conform to the majority, there is larger potential for choice shifts if the minority is larger. At the same time, rank-dependent utility in combination with pessimistic probability weights will only yield choice shifts when a decision-maker is not too far from indifference when choosing individually.

Second, to shed more light on ERR's theory, we wanted to have observations of behavior in choice-sets where the risky prospect has a large probability of a good outcome as well as observations of behavior where the risky prospect gives a small probability on a very good outcome. For lotteries featuring a rather small probability of winning a high amount relative to the prospect's expected value, subjects in previous studies have displayed a tendency to overweigh these small probabilities attached to good outcomes (cf. Kunreuther and Pauly 2004, Harbaugh et al. 2010). This is essentially a manifestation of the inverse-S-shaped weighting functions that are often reported in the literature. The theory of ERR assumes a pessimistic probability weighting function and may fail if subjects overweigh small probabilities of the good outcome. It may be that the conditions required by ERR's theory are fulfilled for risky prospects with a large probability of the good outcome but not for risky prospects with a small probability of the good outcome. Our design allows us to investigate if ERR's theory performs better for choice sets that include a high-probability risky prospect.

4. Predictions

Our design in part 2 implements a special case of ERR's reduced-form model (\mathbf{g}, C) . To see this, take $a = 0.4$ and $b \in \{0, 1\}$ to generate the decision trees shown in figure 1 that were implemented in our treatments with a default. Here the studied individual's decision is pivotal with probability 0.4 and otherwise (i.e. with probability 0.6) the default choice of either S or R is implemented with certainty. The left side of the Figure displays the decision tree of our part-2 problems with a safe default; the right side presents the part-2 problems with a risky default.

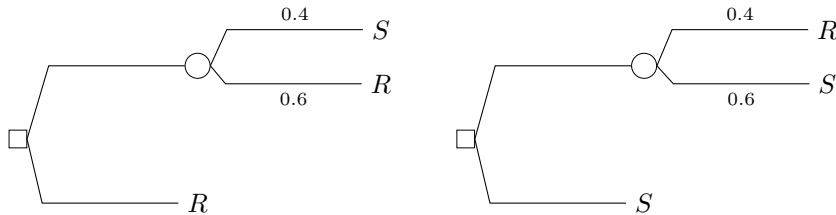


Figure 1: Reduced-form models for $\mathbf{g} = (0.4, 0)$ (Left) and $\mathbf{g} = (0.4, 1)$ (Right)

While the resulting decision problems are essentially individual-decision problems, a decision-maker in ERR's framework would perceive them as equivalent to a group decision under a unanimous decision rule and with the default as the disagreement outcome. The equivalence is easily seen as follows: assume that a group chooses from a binary set of prospects $C = \{R, S\}$ (as described in section 2.) by unanimity ruling and that a predetermined default outcome $D \in \{R, S\}$ is implemented if there is no unanimous vote. Then the reduced-form model of the decision situation from the perspective of a given group member looks as follows: Either there is unanimous agreement to depart from D among the other group members and the individual's vote is decisive for the outcome. Or there is no unanimous agreement among the other group members in which case the outcome will be D irrespective of what the studied individual does. So unanimous decision maps into the special case of ERR's model where the individual's decision is either pivotal or otherwise one of the primitive prospects R and S (the default) will be implemented with certainty. We thus have the reduced-form group decisions \mathbf{g} with $b \in \{0, 1\}$ where $b = 0$ if $D = R$ and $b = 1$ if $D = S$.

ERR's theorem 1 predicts a clear pattern in the choice shifts that may be observed for the problems $\mathbf{g} = (0.4, 0)$ and $\mathbf{g} = (0.4, 1)$.

- If the default is R (such that $b = 0$), then any observed choice shift will be a shift from S to R (risky shift).
- If the default is S (such that $b = 1$), then any observed choice shift will be a shift from R to S (cautious shift).

So the clear-cut prediction of ERR's model is that choice shifts in our experiment are possible only in the treatments with default and that they will go in the direction of the default choice D .

The conformity mechanism (cf. section 1.) predicts a different pattern. In this approach, a clear pattern of choice shifts is possible in the treatments when individuals are provided information about the majority choice among members of their group for the corresponding part-1 problem. The information of the majority choice may serve as an anchor that makes subjects in the minority change their mind. The conformity mechanism then makes the following simple prediction:

- If the majority choice on a part-1 problem was R , then any observed choice shifts on the corresponding part-2 problems should go from S to R (risky shift).
- If the majority choice on a part-1 problem was S , then any observed choice shifts on the corresponding part-2 problems should go from R to S (cautious shift).

In the informational or accuracy-driven version of the conformity mechanism according to which choice shifts are driven by a conformist *revision* of individual preferences, shifts should always go towards the part-1 majority preference for subjects independent of whether choices have a payoff externality on others in the group or not. Another possibility is that the conformity mechanism as based on other-regarding preferences applies (see section 1. above). That is, it could

be that individuals in a group move in the direction of the majority preference because they care about the externalities that their decision has on others' payoffs. If other-regarding preferences drive the conformity mechanism, choice shifts should only be observed when decisions have payoff externalities for others.

5. Results

In the analysis, we take the subject as the unit of analysis. For each subject, we calculate the number of actual shifts in a certain direction (for instance in the direction of the majority choice) as percentage of the number of cases in which this particular shift was possible, and we compare it to the number of actual shifts in the opposite direction, as percentage of the number of cases in which the opposite shift was possible (in the example in the direction of the minority choice). Therefore, in the statistical tests, each subject gives us one paired observation at most. In some cases, a subject does not give us a paired data-point. For instance when a subject in part 1 always chooses in agreement with the majority, we cannot calculate how often this subject shifts when her position agrees with the minority. Therefore, we always report sample sizes for the conducted statistical tests. We use non-parametric tests to investigate if differences are statistically meaningful.¹⁴

Overall, choice shifts are a quite common phenomenon in our experiment. Aggregated across treatments, we observe choice shifts in 24% of the possible cases. Turning to risky and cautious shifts, a general point distinguishing Eliaz et al. (2006) from the early psychological research on choice shifts (cf. Stoner 1961, Bem et al. 1962, 1964, 1965) is that risky shifts are not in general supposed to occur more frequently than cautious shifts. Both risky and cautious shifts are very common in our experiment. Risky shifts occur in 21% of the possible cases and cautious shifts in 28% of the possible cases. Comparing the propensities of subjects to make risky and cautious shifts in a Wilcoxon Signed-Rank test, we find no significant difference at the subject level.¹⁵ We first investigate the possibility that rank-dependent utility causes choice shifts in the treatment that gives ERR's theory its best shot. In Def-NoMaj-NoExt, subjects are not distracted by information of the majority choice or the possibility that their choice affects the payoffs of other group members. The top-panel of Table 3 presents the mean frequencies of shifts towards and against the default. Overall, choice shifts are somewhat more often in the direction of the default, but the modest

¹⁴Since subjects in a given group chatted only among themselves in and received the same group-specific information about part-1 majority preferences, the part-2 problems might be held to systematically differ across groups in the treatments with majority-choice information. To account for this potential confound, we correct the Wilcoxon tests that we use throughout the empirical analysis for clustering at the group level.

¹⁵Given that cautious shifts are somewhat more common than risky shifts, it is interesting to examine whether there is a significant shift to risk aversion as subjects move from part 1 to part 2. Given that the risky prospect has a (weakly) higher expected value than the safe one in all of our decision problems, the number of times that the safe prospect was chosen by a subject can be used as a measure of risk aversion. Comparing the frequency of risky choices in part 1 and part 2 of the experiment at the subject level, we do not find a significant difference ($p=0.378$, $n=280$). The result turns out to be robust across our different treatments.

difference is not significant at the 10% level. While cautious shifts are completely independent of the default, the difference between risky shifts towards and against the default is significant at the 5% level.

If subjects choose in accordance with an inverse-S weighting function instead of a pessimistic weighting function, ERR's pattern of choice shifts could be observed for the high-probability lotteries but not for the low-probability lotteries. The lower panels of Table 3 address this possibility. Indeed, shifts towards the default instead of against the default are somewhat more common in the high-probability lotteries than in the low-probability lotteries, but in both cases the difference remains insignificant. For both types of lotteries, risky shifts are somewhat more likely to occur in the direction of the default, but the difference is insignificant. Again, cautious shifts seem to occur completely independent of the default. Overall, this treatment provides only limited support for ERR's theory.

Table 3: Shifts and Defaults

		Towards Default ¹	Against Default ¹	p^2	n
Total	Shift	26.6 %	24.4 %	0.356	55
	Risky Shift	25.8 %	18.0 %	0.024	51
	Cautious Shift	34.8 %	36.5 %	0.729	45
High Probability	Shift	29.7 %	25.5 %	0.414	55
	Risky Shift	35.8 %	24.0 %	0.177	34
	Cautious Shift	30.3 %	35.2 %	0.216	44
Low Probability	Shift	25.5 %	23.0 %	0.424	55
	Risky Shift	21.4 %	15.2 %	0.203	46
	Cautious Shift	40.0 %	39.3 %	0.835	25

¹ Mean observed frequency of choice shifts (observed shifts in % of possible cases)

² Wilcoxon signed-rank test; frequency of shifts towards vs. against default

Next we zoom in on the occurrence of choice shifts in the treatments that provide the best shot for the conformity mechanism. That is, we look at the treatments NoDef-Maj-NoExt and NoDef-Maj-Ext in which the subjects were not potentially distracted by a default in the group choices. Table 4 presents the results for these treatments. In agreement with the conformity mechanism, subjects in the minority position frequently move into the direction of the majority position. The differences are substantial and significant. Even though the results appear to be more accentuated when subjects' decisions have consequences for the payoffs of the other group members, the data without such externalities also agree with the conformity mechanism to a remarkable extent. Overall, our subjects display a strong desire to conform to the majority. Interestingly,

subjects who found themselves to be part of the minority when they chose the risky lottery in part 1 are very likely to shift to the cautious choice in the group decision when there are externalities on others' payoffs. At the same time, in the settings without externalities the more common pattern is that minority individuals who chose the safe lottery will shift to the risky one. We lack sufficient observations to compare shifting propensities for cautious and risky shifts in the minority position (the sample of individuals who made both a risky minority choice and a cautious minority choice is very small). However, comparing propensities to shift cautiously and riskily across both minority and majority positions, we find no significant difference for either treatment.

Table 4: Shifts at Minority and Majority Positions

		At Minority ¹	At Majority ¹	p^2	n
No Externality	Shift	42.1 %	14.4 %	0.001	43
	Risky Shift	47.5 %	17.5 %	0.103	21
	Cautious Shift	34.1 %	11.4 %	0.029	22
Externality	Shift	52.9 %	14.5 %	0.000	47
	Risky Shift	36.7 %	12.8 %	0.038	22
	Cautious Shift	67.0 %	17.2 %	0.008	24

¹ Mean observed frequency of choice shifts (observed shifts in % of possible cases)

² Wilcoxon signed-rank test; frequency of shifts at minority vs. at majority position

In our treatments DefMajNoExt and DefMajExt, we investigate what happens when subjects have the possibility to move in the direction of the default as well as in the direction of the majority. The results are shown in table 5. On the main diagonal we report about the cases that agree or disagree with both theories. That is, these cells present the common cases where a subject in the minority position shifts to the default and the rare cases where a subject in the majority position shifts against the default. The numbers off the main diagonal are most interesting, because they represent the cases where the theories make competing predictions. In conflicting cases, subjects shift significantly more often in the direction predicted by the conformity mechanism (35.7%) than in the direction of the default (22.9%), ($p = 0.037$, $n = 79$). Notice further that for subjects in the minority position, the default is inconsequential in their decision to shift. In contrast, when subjects in the majority position shift, it is significantly more often in the direction of the default than against the default. So ERR's theory is able to pick up this secondary effect.

Table 5: Shifts, Defaults and Minority/Majority Positions

	Shift to Default ¹	Shift against Default ¹	p^2	n
At Minority Position	36.8 %	35.7 %	0.583	79
At Majority Position	22.9 %	15.9 %	0.012	105
p^3	0.044	0.002		
n	79	79		

¹ Mean observed frequency of choice shifts (observed shifts in % of possible cases)

² Wilcoxon signed-rank test; frequency of shifts towards vs. against default

³ Wilcoxon signed-rank test; frequency of shifts at minority vs. majority position

In table 6, we provide further evidence for the role that payoff externalities play in the propensity of subjects to shift. The table combines the data of all four treatments that provide subjects with information about the majority position. The presence of payoff externalities for the group members roughly doubles the gap between shifts at the minority and shifts at the majority position.

¹⁶ This treatment effect seem to be driven by cautious shifts in particular.

Table 6: Shifts and Externalities

	No Externality ¹	Externality ¹	p^2	n
Shift	17.2 %	34.6 %	0.006	169
Risky Shift	16.0 %	26.3 %	0.112	75
Cautious Shift	22.8 %	42.0 %	0.046	92

¹ Mean observed difference in frequency of choice shifts (observed shifts in % of possible cases) at minority and majority position

² Wilcoxon rank-sum test; difference in frequency of shifts at minority and at majority position, externality vs. no externality

Finally, table 7 presents a remarkable gender effect in our data. Overall, it appears that women are more likely to shift than men. Especially when they are in a minority position, women are much more likely to shift than men are.¹⁷

¹⁶The gap between shifts at minority position and at majority position across treatments is a meaningful indicator of a potential treatment effect since we observe shifts at minority position to be more frequent than shifts at majority position across the board.

¹⁷Another potentially interesting exercise is to examine whether the occurrence of choice shifts in the group-decision part correlates with violations of expected utility theory in the individual-decision part. In our design, the only violation that can be observed in the individual-decision setting would be a violation of (First-Order) Stochastic Dominance: Within the classes of low-probability and high-probability prospects, risky prospects in later problems either feature a higher probability of the good outcome (HP) or a higher good outcome (LP). Hence, stochastic dominance requires that, per prospect class, expected utility maximizers switch their choice at most once and, if so, then from choosing the safe lottery in early problems to choosing the risky lottery in later problems. Across all 280 participants, we find that 29 subjects (10.4 %) violate this pattern in some way. Running Wilcoxon Rank-Sum

Table 7: Shifts and Gender

		Male ¹	Female ¹	p^2	n
Total	Shift	18.8 %	27.1 %	0.001	225
	Risky Shift	17.9 %	25.1 %	0.017	203
	Cautious Shift	21.0 %	31.2 %	0.002	190
At Minority	Shift	31.8 %	53.2 %	0.000	169
	Risky Shift	29.8 %	43.4 %	0.110	78
	Cautious Shift	31.5 %	64.4 %	0.000	104
At Majority	Shift	14.2 %	19.4 %	0.030	225
	Risky Shift	15.3 %	20.9 %	0.074	200
	Cautious Shift	16.8 %	18.6 %	0.293	178

¹ Mean observed frequency of choice shifts (observed shifts in % of possible cases)

² Wilcoxon rank-sum test; frequency of shifts, female vs. male

6. Conclusion

This study experimentally compared two prominent explanations of choice shifts in groups. One contestant was the conformity mechanism that traces shifts from individual decision to votes in group decisions to the influence of a social norm on behavior in the group setting. The other was Eliaz et al.'s (2006) (ERR) approach based on rank-dependent utility that operates entirely on individual risk preferences. In our experiment, reports of majority choices had a strongly significant influence on behavior and triggered choice shifts in a conformist manner. Choice shifts in the direction of the per-group majority preference were particularly often observed in situations where subjects' decisions had an externality on other group members' payoffs. This observation supports the conformity mechanism. On top of this, our evidence shows that the conformity mechanism is not fully explained in terms of a preference-revision story, but that other-regarding preferences of decision-makers significantly contribute to conformist choice shifts as well. Support for the pattern predicted by ERR's model was much more limited. Even in the treatment that gave their theory its best shot, that is, the treatment in which subjects had no information on the majority preference and in which their decisions did not influence others' outcomes, ERR's mechanism could only pick up risky shifts to a notable extent. And in the treatments where both ERR's mechanism and the conformity mechanism could influence choices, the conformity mechanism was

tests concerning the propensity to shift of EU-violators and non-violators, we find the violators shift more often and that the difference is significant at all customary levels. Moreover, the result is robust to conditioning on risky ($p = 0.003$, $n = 254$) or cautious shifts ($p = 0.001$, $n = 235$).

seen to predict choice shifts significantly better than ERR's model. The contributions of ERR and Dillenberger and Raymond (2016) point out that non-EU preferences may result in choice shifts in group decisions. Our experimental results suggest that subjects do not systematically have the types of preferences that result in choice shifts. Instead, the evidence supports the notion that a desire for conformity is the driving mechanism behind many choice shifts.

Appendix

A. Proof of Corollary

Take two distinct prospects R, S with outcomes in the joint support of the two prospects denoted $1, \dots, n$ in weakly increasing order of preference. Let S be a degenerate lottery yielding outcome $s \in \{2, \dots, n-1\}$ with certainty. Let $u(i)$ denote the decision-makers utility from outcome i . Denote by $p_i^R, i \in \{1, \dots, n\}$ the probability R places on outcome i . W.l.o.g. assume that $p_i^R > 0, i \neq s$. As in the numerical examples in 2., let $r_i = \sum_{j=i+1}^n p_j$ be the (gain) rank of outcome i . Let R'_b, S'_b be the compound lotteries for group-decision problem $\mathbf{g} = (a, b)$. In the proof of their theorem, ERR show that

$$\text{RDU}(R'_b) - \text{RDU}(S'_b) = \sum_{i=2}^n T_i c(i)$$

where $c(i) = u(i-1) - u(i)$ and

$$T_i = \begin{cases} w(\lambda r_{i-1} + 1 - \lambda) - w([a + \lambda]r_{i-1} + 1 - [a + \lambda]), & i \leq s \\ w(\lambda r_{i-1}) - w([a + \lambda]r_{i-1}), & i > s \end{cases}$$

with $\lambda = (1-a)(1-b)$.

Now assume $R \sim_i S$. By ERR's theorem, we know that $b^* \in (0, 1)$ and consequently $R'_0 \succ_i S'_0$ and $S'_1 \succ_i R'_1$. We show that there are prospects $\widehat{R}^\alpha, \widehat{R}^\beta$ such that $\widehat{R}^\alpha \succ_i S, S \succ_i \widehat{R}^\beta$ and $S'_{b_\alpha} \succ_i \widehat{R}^{\alpha'}$ (cautious shift), $R'_{b_\beta} \succ_i \widehat{S}_{b_\beta}$ (risky shift) for $b_\alpha, b_\beta \in (0, 1)$.

Let \widehat{R} be the prospect we receive by replacing n with some outcome \widehat{n} such that $u(\widehat{n}) = u(n) + \varepsilon$. We have

$$\begin{aligned} \text{RDU}(\widehat{R}'_b) - \text{RDU}(S'_b) &= \sum_{i=2}^n T_i c(i) - \varepsilon T_n \\ &= \text{RDU}(R'_b) - \text{RDU}(S'_b) + \varepsilon [w([a + \lambda]p_n) - w(\lambda p_n)] \end{aligned}$$

Now set $b = 1$ ($\Rightarrow \lambda = 0$). We receive

$$\text{RDU}(\widehat{R}'_1) - \text{RDU}(S'_1) = \text{RDU}(R'_1) - \text{RDU}(S'_1) + \varepsilon w(ap_n)$$

Similarly, for $b = 0$ ($\Rightarrow \lambda = 1 - a$), we receive

$$\text{RDU}(\widehat{R}'_0) - \text{RDU}(S'_0) = \text{RDU}(R'_0) - \text{RDU}(S'_0) + \varepsilon [w(p_n) - w([1 - a]p_n)]$$

(i) Cautious Shift

For a cautious shift to occur at some $b \in (0, 1)$, we need $\widehat{R} >_i S \Leftrightarrow \varepsilon > 0$ and

$$\begin{aligned} \text{RDU}(\widehat{R}'_1) - \text{RDU}(S'_1) < 0 < \text{RDU}(\widehat{R}'_0) - \text{RDU}(S'_0) &\Leftrightarrow \\ \text{RDU}(R'_1) - \text{RDU}(S'_1) + \varepsilon w(ap_n) < \text{RDU}(R'_0) - \text{RDU}(S'_0) + \varepsilon [w(p_n) - w([1-a]p_n)] \end{aligned}$$

By $S'_1 >_i R'_1$ and $R'_0 >_i S'_0$, the set of admissible values for ε is non-empty.

(ii) Risky Shift

For a risky shift to occur at some $b \in (0, 1)$, we have the same conditions except for $S >_i \widehat{R} \Leftrightarrow \varepsilon < 0$.

By the same reasoning as for cautious shifts, the set of admissible values for ε is non-empty.

□

B. Distribution of Majorities for Part-1 Problems

With our choice of gambles (cf. subsection 3.A.), we aimed to trigger disagreement among group members for as many items in part 1 as possible. Table 8 shows the distribution of majorities we ended up with. As we see, three-to-two majorities represent the most frequent constellation in our sample. Votes are overall skewed towards the safe choices (median at 2). Unanimity occurs quite rarely.

Table 8: Distribution of Per-Group Majorities in Part 1

	# of votes f. risky choice					
	0	1	2	3	4	5
Ctrl.	8	18	19	11	8	2
Treat.	2	15	23	10	8	2
Total	10	33	42	21	16	4

C. Instructions (Intended for Online Supplement)

All instructions were computerized. In addition, subjects received a paper summary of the instructions for part 2.

(i) General Instructions

These general instructions were shown to all participants at the start of each session.

Welcome to this study!

In this experiment, you will make choices involving actual monetary payoffs. The payoffs may depend on your decisions and the realization of random events. The experiment will consist of two parts. Before each part of the experiment, you will be given a detailed explanation of how your decision will matter for your payoff. During the experiment you will be asked to answer a number of choice problems. You will go through these one by one. There will be a total of 18 choice problems. The first part consists of 6 decisions and the second part consists of 12 decisions. There are no right or wrong choices in any decision that you will make in this experiment. For each decision, the best you can do is to simply choose the alternative that - all things considered - seems best to you.

Your earnings in this experiment will be determined in the following way. You will receive a payoff of 5 € for participating. In addition, you may earn money with your decisions. Not every decision will be paid in the experiment. At the end of the experiment, one of the 18 choice problems will be selected at random, and you will receive a payment according to the decision for this problem. You will not earn money for the other choice problems. Each choice problem has equal chance of being selected for payment.

In this experiment, you will be in a group of 5 people. Your group is group 1 and you are player 1. Your decisions in part 2 of the experiment may have consequences for other members in your group, and the decisions of the others may have consequences for you. Only in the instructions of part 2 you will be informed whether this is actually be the case.

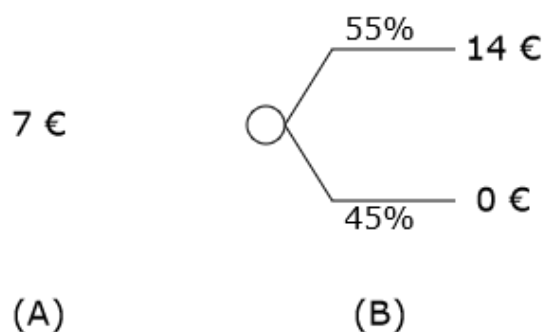
You will be in a group with the participants who are seated at tables 1, 2, 3, 4, and 5. Before the experiment, you will have 3 minutes to chat with these participants. In the chat, you may introduce yourself to the others, and you may discuss anything that you want (but not threaten others). You can now stand up to see who the other participants in your group are.

(ii) Part-1 Instructions

These with an example problem were shown to all participants after the 3-minute chat for their group was completed.

Part 1: Instructions

In part 1, you will be presented 6 different choice problems. In each of these problems, you have to choose one of two options. One will be a safe amount of money, the other a lottery that can yield both higher and lower money amounts than the safe alternative with positive probability. As an example, consider the following choice problem:



Here, option (A) gives you 7 € for sure and option (B) gives you 14 € with 55 % probability and 0 € with 45 % probability. If you choose option B and this problem is selected for payment, a random draw generated by a (computerized) wheel of fortune will determine the amount that is paid out. The wheel of fortune will exactly implement the stated probabilities.

(iii) Part-2 Instructions

These instructions, including an example problem and practice questions, were presented to participants at the start of part 2. Text in curly brackets was only included in the indicated treatment:

Part 2: Instructions

For this part, you will receive a paper summary of the instructions.

In part 2, you will be presented 12 different choice problems in 12 rounds. You will now be making decisions as part of the group of 5 participants that you were introduced to at the start of the experiment.

The choice problems for part 2 are all based on the problems you completed in part 1. They may appear in a different order, though. For each problem, there will now be a preset default option. The default option will be implemented with 60% probability. Sometimes, the default option will

be the option that most members of your group chose in the corresponding problem in part 1. In other cases, it will correspond to the choice made by the minority of the members of your group. In either situation, we will clarify how the default option came about. Your decision for a choice problem will only matter if the default option is not implemented. You will then have the following options:

- Stay with the default option.
- Deviate from the default option.

{Control: Apart from this, the rules of this part are the same as in part 1. In particular, your decision on any problem of part 2 will not affect the payoff for any other group member.

Similarly, another group member's decision in this part will not affect your payoff. Also, your decisions in part 2 will not be communicated to any other group member and likewise you will not be informed of any decision that any other group member takes in part 2.}

{Treatment: As opposed to part 1, in part 2 you make decisions on behalf of all the members of your group. This means that your decision is implemented for each group member, and that each group member receives the same payoff as you do if the particular problem and your decision are selected for payment at the end of the experiment. In that case, each group member will receive information about the choice problem, your decision, about the default and about how the default was determined. Also, it will be made clear to the other group members that you were the one deciding on behalf of the group.

Similarly, your fellow group members will answer the same problems in this part and their decisions may be selected to determine every group member's payoff in the end. In that case, you will receive detailed information on the corresponding problem, the decision and the identity of the group member who made the decision.

If a problem of this part gets selected for payment, the decisions of all group members will have equal probability of being implemented for the group.}

To make you familiar with these rules, we present you an example on the next page. The assumed choices for the example were arbitrarily determined.

{New Page}

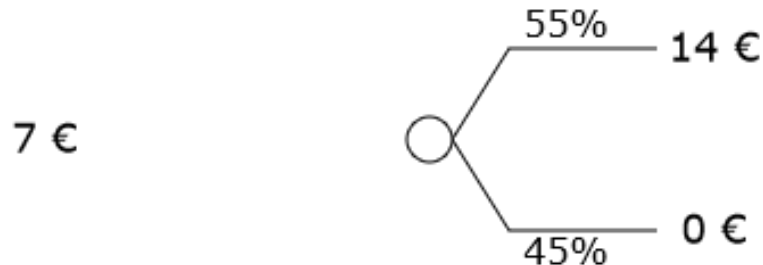
Example Problem:

The default choice for this problem is the option that the majority of the members of your group chose in the preceding part. If you deviate from the default, you will receive the alternative choice with 40% probability and the default otherwise. **{Treatment:** Recall that your decision will matter for all group members in case it is implemented.}

Your decision:

The default choice for this period is:

The alternative choice is:



- Take the default.
- Deviate from the default.

Explanation:

Here, the default option is a safe payment of 7 €. Also, the majority of the members in your group chose the safe payment in the corresponding problem in part 1.

{**Control:** Now let us assume that your choice is implemented. If you choose to take the default, you will receive 7 € with certainty. Or suppose you choose to deviate from the default. Then you receive the alternative choice with 40% probability and the default otherwise. I.e., with 60% probability, you receive 7 € and with 40% probability you receive receive a lottery where you get 14 € with 55% probability and 0 € otherwise.

So overall, the following three outcomes are possible:

- You receive 7 € (when the default is implemented)
- You receive 14 € (when the default is not implemented and the good outcome occurs)
- You receive 0 € (when the default is not implemented and the bad outcome occurs)}

{**Treatment:** Now let us assume that your choice is implemented for the group. If you choose to take the default, each group member will receive 7 € with certainty. Or suppose you choose to deviate from the default. Then each group member receives the alternative choice with 40% probability and the default otherwise. I.e., with 60% probability, each group member receives 7 € and with 40% probability each group member receives a lottery where she/he gets 14 € with 55% probability and 0 € otherwise.

So overall, the following three outcomes are possible:

- Each group member receives 7 € (when the default is implemented)

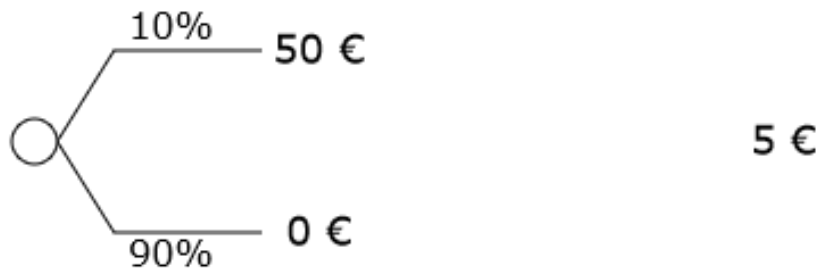
- Each group member receives 14 € (when the default is not implemented and the good outcome occurs)
- Each group member receives 0 € (when the default is not implemented and the bad outcome occurs)}

To test your understanding of the setup, we prepared a practice problem with some questions. As for the above example, the assumed choices in the practice problem are arbitrarily chosen.

{New Page}

The default choice for this period is:

The alternative choice is:



The default choice for this problem is the option that the majority of the members of your group chose in the preceding part. If you deviate from the default, you will receive the alternative choice with 40% probability and the default otherwise. **{Treatment:}** Recall that your decision will matter for all group members in case it is implemented.

Your decision:

- Take the default.
- Deviate from the default.

Please answer the questions below.

- (1) Does the default outcome for a problem in this part always represent the majority choice for the respective problem in part 1?
- (2) How many decision problems does part 2 have?
- (3) Assume you choose to deviate from the default and that this problem gets implemented. What is the probability that you receive 5 €?

{Treatment:

- (4) If your choice on a given problem matters for the group's payoffs, will the other group members be informed that you were the one who determined the decision?
- (5) If your choice on a given problem matters for the group's payoffs, will the other members of your group receive the same payoff as you do?}

Bibliography

- Baker, R. J., S. K. Laury, and A. W. Williams, 2008: Comparing small-group and individual behavior in lottery-choice experiments, unpublished paper.
- Baratta, P., and M. G. Preston, 1948: An experimental study of the auction-value of an uncertain outcome. *The American Journal of Psychology*, **61** (2), 183–193.
- Barber, B. M., and T. Odean, 2000: Too many cooks spoil the profits: Investment club performance. *Financial Analysts Journal*, **56** (1), 17–25.
- Bardsley, N., R. Cubitt, G. Loomes, P. Moffatt, C. Starmer, and R. Sugden, 2009: *Experimental Economics: Rethinking the Rules*. Princeton: Princeton University Press.
- Baron, R. S., and G. Roper, 1976: Reaffirmation of social comparison views of choice shifts: Averaging and extremity effects in an autokinetic situation. *Journal of Personality and Social Psychology*, **33** (6), 521–530.
- Bem, D. J., N. Kogan, and M. A. Wallach, 1962: Group influence on individual risk-taking. *Journal of Abnormal and Social Psychology*, **65**, 75–86.
- Bem, D. J., N. Kogan, and M. A. Wallach, 1964: Diffusion of responsibility and level of risk-taking in groups. *Journal of Abnormal and Social Psychology*, **68**, 263–274.
- Bem, D. J., N. Kogan, and M. A. Wallach, 1965: Group decision making under risk of aversive consequences. *Journal of Personality and Social Psychology*, **1** (5), 453–460.
- Blascovich, J., and G. P. Ginsburg, 1974: Emergent norms and choice shifts involving risk. *Sociometry*, **37** (2), 205–218.
- Blascovich, J., G. P. Ginsburg, and R. C. Howe, 1975a: Blackjack and the risky shift, ii: Monetary stakes. *Journal of Experimental Social Psychology*, **11** (3), 224–232.
- Blascovich, J., G. P. Ginsburg, and R. C. Howe, 1976: Blackjack, choice shifts in the field. *Sociometry*, **39** (3), 274–276.
- Blascovich, J., G. P. Ginsburg, and T. L. Veach, 1975b: A pluralistic explanation of choice shifts on the risk dimension. *Journal of Personality and Social Psychology*, **31** (3), 422–429.
- Bolton, G. E., A. Ockenfels, and J. Stauf, 2015: Social responsibility promotes conservative risk behavior. *European Economic Review*, **74**, 109–127.
- Bougheas, S., J. Nieboer, and M. Sefton, 2013: Risk-taking in social settings: Group and peer effects. *Journal of Economic Behavior & Organization*, **92**, 274–283.

- Brown, R., 1965: *Social psychology*. New York: Free Press of Glencoe.
- Casari, M., and J. Zhang, 2012: How groups reach agreement in risky choices: an experiment. *Economic Inquiry*, **50** (2), 502–515.
- Charness, G., and M. O. Jackson, 2007: Group play in games and the role of consent in network formation. *Journal of Economic Theory*, **136**, 417–445.
- Charness, G., E. Karni, and D. Levin, 2010: On the conjunction fallacy in probability judgment: New experimental evidence regarding linda. *Games and Economic Behavior*, **68** (2), 551–556.
- Charness, G., E. Karni, and D. Levin, 2013: Ambiguity attitudes and social interactions: An experimental investigation. *Journal of Risk and Uncertainty*, **46** (1), 1–25.
- Cialdini, R. B., and N. J. Goldstein, 2004: Social influence: Compliance and conformity. *Annual Review of Psychology*, **55**, 591–621.
- Cohen, M., J.-Y. Jaffray, and T. Said, 1987: Experimental comparison of individual behavior under risk and under uncertainty for gains and for losses. *Organizational Behavior and Human Decision Processes*, **39** (1), 1–22.
- Colombier, N., L. Denant-Boemonta, Y. Lohéac, and D. Masclet, 2009: Group and individual risk preferences: A lottery-choice experiment with self-employed and salaried workers. *Journal of Economic Behavior & Organization*, **70** (3), 470–484.
- Cooper, D., and M. Rege, 2011: Misery loves company: Social regret and social interaction effects in choices under risk and uncertainty. *Games and Economic Behavior*, **73** (1), 91–110.
- Cox, J. C., V. Sadiraj, and U. Schmidt, 2014: Paradoxes and mechanisms for choice under risk. *Experimental Economics*, **18** (2), 215–250.
- Cubitt, R. P., C. Starmer, and R. Sugden, 1998: On the validity of the random lottery incentive system. *Experimental Economics*, **1** (2), 115–131.
- Davis, J. H., and V. B. Hinsz, 1982: Current research problems in group performance group dynamics. *Group Decision-Making*, H. Brandstatter, J. H. Davis, and G. Stocker-Kreichgauer, Eds., London: Academic Press, 1–22.
- Davis, J. H., R. A. Hoppe, and J. P. Hornseth, 1968: Risk-taking: Task, response pattern, and grouping. *Organizational Behavior and Human Performance*, **3** (2), 124–142.
- Davis, J. H., and C. D. Johnson, 1972: An equiprobability model of risk-taking. *Organizational Behavior and Human Performance*, **8** (1), 159–175.

- Davis, J. H., N. K. M. Sussmann, and A. K. Rissman, 1974: Social decision schemes under risk. *Journal of Personality and Social Psychology*, **30** (2), 248–271.
- Dillenberger, D., and C. Raymond, 2016: Group-shift and the consensus effect, working paper.
- Eijkelenboom, G. J., and A. Vostroknutov, 2016: The impact of the degree of responsibility and mutual decision making on choices under risk, working paper.
- Eliasz, K., D. Ray, and R. Razin, 2006: Choice shifts in groups: A decision-theoretic basis. *American Economic Review*, **96** (4), 1321–1332.
- Gurdal, M., and J. Miller, 2010: Norms or preferences? a group choice experiment, unpublished paper.
- Harbaugh, W. T., K. Krause, and L. Vesterlund, 2010: The fourfold pattern of risk attitudes in choice and pricing tasks. *The Economic Journal*, **120** (545), 595–611.
- Harrison, G. W., M. I. Laury, E. E. Rutström, and M. Tarazona-Gómez, 2013: Preferences over social risk. *Oxford Economic Papers*, **65**, 25–46.
- Harrison, G. W., and J. T. Swarthout, 2014: Experimental payment protocols and the bipolar behaviorist. *Theory and Decision*, **77** (3), 423–438.
- Hey, J. D., and J. Lee, 2005a: Do subjects remember the past? *Applied Economics*, **37** (1), 9–18.
- Hey, J. D., and J. Lee, 2005b: Do subjects separate (or are they sophisticated)? *Experimental Economics*, **8** (3), 233–265.
- Holt, C. A., 1986: Preference reversals and the independence axiom. *American Economic Review*, **76** (3), 508–515.
- Isenberg, D. J., 1986: Group polarization: A critical review and meta-analysis. *Journal of Personality and Social Psychology*, **50** (6), 1141–1151.
- Kahneman, D., and A. Tversky, 1979: Prospect theory: An analysis of decision under risk. *Econometrica*, **47** (2), 263–292.
- Keck, S., E. Diecidue, and D. V. Budescu, 2014: Group decisions under ambiguity: Convergence to neutrality. *Journal of Economic Behavior & Organization*, **103**, 60–71.
- Kocher, M., M. Sutter, and F. Wakolbinger, 2009: Social learning in beauty-contest games, working paper.
- Kogan, N., and M. Zaleska, 1969: Level of risk selected by individuals and groups when deciding for self and for others. *Proceedings of the Annual Convention of the American Psychological Association*, Vol. 4, 423–424.

- Kószegi, B., and M. Rabin, 2007: Reference-dependent risk attitudes. *American Economic Review*, **97** (4), 1047–1073.
- Kunreuther, H., and M. Pauly, 2004: Neglecting disaster: Why don't people insure against large losses? *Journal of Risk and Uncertainty*, **28** (1), 5–21.
- Lahno, A. M., and M. Serra-Garcia, 2012: Peer effects in risk taking, unpublished paper.
- Laury, S., 2005: Pay one or pay all: Random selection of one choice for payment, unpublished paper.
- Lee, J., 2008: The effect of the background risk in a simple chance improving decision model. *Journal of Risk and Uncertainty*, **36** (1), 19–41.
- Myers, D. G., 1978: Polarizing effects of social comparison. *Journal of Experimental Social Psychology*, **14** (6), 554–563.
- Myers, D. G., J. B. Bruggink, R. C. Kersting, and B. A. Schlosser, 1980: Does learning others' opinions change one's opinions? *Personality and Social Psychology Bulletin*, **6** (2), 253–260.
- Myers, D. G., S. B. Wojcicki, and B. S. Aardema, 1977: Attitude comparison: Is there ever a band-wagon effect? *Journal of Applied Social Psychology*, **7** (4), 341–347.
- Nordhøy, F., 1962: Group interaction in decision-making under risk, unpublished paper.
- Prelec, D., 1998: The probability weighting function. *Econometrica*, **66** (3), 497–527.
- Pruitt, D. G., 1971: Choice shifts in group discussion: An introductory review. *Journal of Personality and Social Psychology*, **20** (3), 339–360.
- Pruitt, D. G., and A. I. Teger, 1967: Components of group risk taking. *Journal of Experimental Social Psychology*, **3** (2), 189–205.
- Pruitt, D. G., and A. I. Teger, 1969: The risky shift in group betting. *Journal of Experimental Social Psychology*, **5** (2), 115–126.
- Savage, L. J., 1954: *The Foundations of Statistics*. New York: Jon Wiley & Sons.
- Schotter, A., 2003: Decision making with naive advice. *American Economic Review*, **74** (2), 196–201.
- Sherman, S. J., M. A. Wolosin, R. J. Wolosin, and R. B. Zajonc, 1968: Individual and group risk-taking in a two-choice situation. *Journal of Experimental Social Psychology*, **4** (1), 89–106.
- Shupp, R. S., and A. W. Williams, 2008: Risk preference differentials of small groups and individuals. *The Economic Journal*, **118** (525), 258–283.

- St. Jean, R., 1970: Reformulation of the value hypothesis in group risk taking. *Proceedings of the 78th Annual Convention of the American Psychological Association*, Vol. 5, 339–340.
- Starmer, C., and R. Sugden, 1991: Does the random-lottery incentive system elicit true preferences? an experimental investigation. *American Economic Review*, **81** (4), 971–978.
- Stoner, J. F., 1961: A comparison of individual and group decisions involving risk, unpublished paper.
- Stoner, J. F., 1968: Risky and cautious shifts in group decisions. *Journal of Experimental Social Psychology*, **4** (4), 442–459.
- Sutter, M., 2007: Are teams prone to myopic loss aversion? an experimental study on individual versus team investment behavior. *Economics Letters*, **97**, 128–132.
- Sutter, M., 2009: Individual behavior and group membership: comment. *American Economic Review*, **99**, 2247–2257.
- Vinokur, A., 1971: Review and theoretical analysis of the effects of group processes upon individual and group decisions involving risk. *Psychological Bulletin*, **76** (4), 231–250.
- Wakker, P. P., 2001a: Decision-foundations for properties of nonadditive measures: General state spaces or general outcome spaces. *Games and Economic Behavior*, **50** (1), 107–125.
- Wakker, P. P., 2001b: Testing and characterizing properties of nonadditive measures through violations of the sure-thing principle. *Econometrica*, **69** (4), 1039–1059.
- Wakker, P. P., 2010: *Prospect Theory: For Risk and Ambiguity*. Cambridge: Cambridge University Press.